



PRICE GUIDE



Metal Colors

STANDARD METAL

Same price for Standard Metal or Shingle Roof.

RUSTIC RED	CHARCOAL	BLACK
BURNISHED SLATE	HUNTER GREEN	SILVER




SPECIAL ORDER METAL

Adds one week to the lead-time and has a slight upcharge.



SEE YOUR LOCAL DEALER FOR COLOR OPTIONS

Shingles



Paint & Urethane Colors

STANDARD PAINT

One Standard Paint Color included in price.

BARN WHITE	NAVAJO	BEIGE
CLAY	BUCKSKIN	BROWN
GRAY SHADOW	GAP GRAY	BLACK
EVERGREEN	PINNACLE RED	SCARLET RED

URETHANE STAIN COLORS

MAHOGANY	HONEY GOLD	CHESTNUT BROWN
DARK EBONY	DRIFTWOOD	

Metal color availability and color names vary by region. Please consult your dealer for options in your area. Actual colors may vary from those displayed in brochure. See dealer for actual color swatch. OHS is not responsible for colors not matching the brochure.

OLDHICKORYSHEDS.COM

FACEBOOK.COM/OLDHICKORYBUILDINGS
INSTAGRAM.COM/OLDHICKORYBUILDINGS

Scan the QR code or visit
oldhickorysheds.com/brochure
to view & download our full brochure.





STANDARD BUILDINGS



LOFTED BARN

PRICE IS FOR 6' 3" WALLS (7' AVAIL)
TREATED OR PAINTED ONE COLOR

SIZE	CASH PRICE*	RENT TO OWN (36 MO)	RENT TO OWN (48 MO)**
8x10	\$4,375	\$202 ⁵⁵	\$182 ²⁹
8x12	\$4,625	\$214 ¹²	\$192 ⁷¹
8x16	\$5,345	\$247 ⁴⁵	\$222 ⁷¹
10x10	\$5,275	\$244 ²¹	\$219 ⁷⁹
10x12	\$5,645	\$261 ⁹⁴	\$235 ²¹
10x14	\$6,245	\$289 ¹²	\$260 ²¹
10x16	\$6,375	\$295 ¹⁴	\$265 ⁶³
10x20	\$8,025	\$371 ⁵³	\$334 ³⁸
12x16	\$8,345	\$386 ³⁴	\$347 ⁷¹
12x20	\$9,175	\$424 ⁷⁷	\$382 ²⁹
12x24	\$10,875	\$503 ⁴⁷	\$453 ¹³
12x28	\$12,425	\$575 ²³	\$517 ⁷¹
12x30	\$13,245	\$613 ¹⁹	\$551 ⁸⁸
12x32	\$13,395	\$620 ¹⁴	\$558 ¹³
12x36	\$14,625	\$677 ⁰⁸	\$609 ³⁸
12x40	\$16,275	\$753 ⁴⁷	\$678 ¹³
14x24	\$13,625	\$630 ⁷⁹	\$567 ⁷¹
14x28	\$15,445	\$715 ⁰⁵	\$643 ⁵⁴
14x32	\$17,425	\$806 ⁷¹	\$726 ⁰⁴
14x36	\$18,775	\$869 ²¹	\$782 ²⁹
14x40	\$19,845	\$918 ⁷⁵	\$826 ⁸⁸
>16x24	\$16,325	\$755 ⁷⁹	\$680 ²¹
>16x28	\$18,525	\$857 ⁶⁴	\$771 ⁸⁸
>16x32	\$20,875	\$966 ⁴⁴	\$869 ⁷⁹
>16x36	\$22,475	\$1,040 ⁵¹	\$936 ⁴⁶
>16x40	\$23,775	\$1,100 ⁶⁹	\$990 ⁶³

Up to 8ft of loft included in price. Additional charges apply if over 8ft. No discount for subtracting loft.
> 16ft wide buildings not available in all areas.



UTILITY SHEDS

PRICE IS FOR 6' 3" WALLS (7' 8" AVAIL)
TREATED OR PAINTED ONE COLOR

SIZE	CASH PRICE*	RENT TO OWN (36 MO)	RENT TO OWN (48 MO)**
8x8	\$3,475	\$160 ⁸⁸	\$144 ⁷⁹
8x10	\$3,625	\$167 ⁸²	\$151 ⁰⁴
8x12	\$3,975	\$184 ⁰³	\$165 ⁶³
8x16	\$5,225	\$241 ⁹⁰	\$217 ⁷¹
10x10	\$4,625	\$214 ¹²	\$192 ⁷¹
10x12	\$4,895	\$226 ⁶²	\$203 ⁹⁶
10x14	\$5,645	\$261 ³⁴	\$235 ²¹
10x16	\$5,925	\$274 ³¹	\$246 ⁸⁸
10x20	\$7,325	\$339 ¹²	\$305 ²¹
12x16	\$7,425	\$343 ⁷⁵	\$309 ³⁸
12x20	\$8,345	\$386 ³⁴	\$347 ⁷¹
12x24	\$9,545	\$441 ⁹⁰	\$397 ⁷¹
12x28	\$10,925	\$505 ⁷⁹	\$455 ²¹
12x30	\$11,775	\$545 ¹⁴	\$490 ⁶³
12x32	\$12,375	\$572 ⁹²	\$515 ⁶³
12x36	\$13,295	\$615 ⁵¹	\$553 ⁹⁶
12x40	\$14,775	\$684 ⁰³	\$615 ⁶³
14x24	\$12,495	\$578 ⁴⁷	\$520 ⁶³
14x28	\$14,075	\$651 ⁶²	\$586 ⁴⁶
14x32	\$15,125	\$700 ²³	\$630 ²¹
14x36	\$17,875	\$827 ⁵⁵	\$744 ⁷⁹
14x40	\$19,225	\$890 ⁰⁵	\$801 ⁰⁴
>16x24	\$14,925	\$690 ⁹⁷	\$621 ⁸⁸
>16x28	\$16,825	\$778 ⁹⁴	\$701 ⁰⁴
>16x32	\$18,025	\$834 ⁴⁹	\$751 ⁰⁴
>16x36	\$21,425	\$991 ⁹⁰	\$892 ⁷¹
>16x40	\$23,025	\$1,065 ⁹⁷	\$959 ³⁸

> 16ft wide buildings not available in all areas.

Choose a Standard Building Style & Size

Then choose an add-on package below
Your package price is added to the standard building price

ADD-ON PACKAGES



PLAYHOUSE

Includes HOUSE-STYLE DOOR WITH 9 LITE WINDOW, 4' PORCH*, two PORCH POSTS, and three 2' x 3' SINGLE PANE WINDOWS. The Utility Style Playhouse package will include 8' WALLS. Package price does not include wooden barn doors. *Total length of building includes 4' PORCH.

\$1,275

Adds \$59.03 to 36 month rent
Adds \$53.13 to 48 month rent**

Building must include a porch to get package price.



DELUXE PLAYHOUSE

Includes HOUSE-STYLE DOOR WITH 9 LITE WINDOW, PORCH, PORCH RAILING (Included porch railing is 3 sections that are approx. 4' each.), four PORCH POSTS, and five 2' x 3' SINGLE PANE WINDOWS. The Utility Style Deluxe Playhouse Package will also include 8' WALLS. Minimum size is 12' x 24'. Package price does not include wooden barn doors. *Total length of building includes 4' PORCH.

\$2,065

Adds \$95.60 to 36 month rent
Adds \$86.04 to 48 month rent**

Building must include a porch to get package price.



9' GARAGE DOOR

8' GARAGE DOOR

GARAGE

Includes GARAGE DOOR, HOUSE-STYLE DOOR WITH NO WINDOW, one 2' x 3' SINGLE PANE WINDOW and 12" ON CENTER FLOOR JOISTS. The Utility Style Garage Package will also include 8' WALLS. Package price does not include wooden barn doors. Occupancy class not intended for use as a 'Private Garage' as defined by IBC.

9' GARAGE DOOR

\$1,445

Adds \$66.90 to 36 month rent
Adds \$60.21 to 48 month rent**

8' GARAGE DOOR

\$1,430

Adds \$66.20 to 36 month rent
Adds \$59.58 to 48 month rent**

Building must include a garage door and house-style door with no window to qualify for package price.



SIDE PORCH

Includes HOUSE-STYLE DOOR WITH 9 LITE WINDOW, PORCH, PORCH RAILING (included porch railing is approx. 4'), one PORCH POST, two 2' x 3' SINGLE PANE WINDOWS and DOUBLE WOODEN BARN DOORS. The Utility Style Side Porch package will also include 8' WALLS. *Total building width and length includes porch dimensions.

\$1,445

Adds \$66.90 to 36 month rent
Adds \$60.21 to 48 month rent**

Building must include a porch to get package price.



SHED DORMER

Available only on Utility Sheds

Includes a 7/12 PITCH ROOF (normally 5/12), three 10" x 29" WINDOWS in dormer. Only available on 8', 10' & 12' wide buildings. Inside wall heights are 81" for T1-11 siding and 82.5" for painted LP Smart Panel. More than one dormer can be added to building if size permits. Add \$1,375 for each additional dormer.

\$1,375

Adds \$63.66 to 36 month rent
Adds \$57.29 to 48 month rent**



Engineer Certified buildings are certified for 105 mph winds and 30 psf Ground Snow Load (Barn & Utility Shed) or 60 psf Ground Snow Load (Lofted Barn) (wind rating requires customer supplied anchors). Higher Snow Load options available. See options table for pricing.



SPECIALTY BUILDINGS



BUILD ON SITE

Build on site requires additional fees paid to the builder.

See local dealer for details.



BARN

WALL HEIGHT IS 4'
TREATED OR PAINTED ONE COLOR

SIZE	CASH PRICE*	RENT TO OWN (36 MO)	RENT TO OWN (48 MO)**
8x8	\$3,225	\$149 ³¹	\$134 ³⁸
8x10	\$3,475	\$160 ⁸⁸	\$144 ⁷⁹
8x12	\$3,625	\$167 ⁸²	\$151 ⁰⁴
8x16	\$4,625	\$214 ¹²	\$192 ⁷¹
10x10	\$4,175	\$193 ²⁹	\$173 ⁹⁶
10x12	\$4,495	\$208 ¹⁰	\$187 ²⁹
10x14	\$5,045	\$233 ⁵⁶	\$210 ²¹
10x16	\$5,275	\$244 ²¹	\$219 ⁷⁹
10x20	\$6,375	\$295 ¹⁴	\$265 ⁶³
12x16	\$6,795	\$314 ⁵⁸	\$283 ¹³



SINGLE SLOPE


FRONT HEIGHT INCREASES WITH WIDTH
TREATED OR PAINTED ONE COLOR

SIZE	CASH PRICE*	RENT TO OWN (36 MO)	RENT TO OWN (48 MO)**
8x12	\$4,150	\$192 ¹³	\$172 ⁹²
8x16	\$5,400	\$250 ⁰⁰	\$225 ⁰⁰
10x10	\$4,800	\$222 ²²	\$200 ⁰⁰
10x12	\$5,070	\$234 ⁷²	\$211 ²⁵
10x14	\$5,820	\$269 ⁴⁴	\$242 ⁵⁰
10x16	\$6,100	\$282 ⁴¹	\$254 ¹⁷
10x20	\$7,500	\$347 ²²	\$312 ⁵⁰
12x16	\$7,600	\$351 ⁸⁵	\$316 ⁶⁷
12x20	\$8,520	\$394 ⁴⁴	\$355 ⁰⁰
12x24	\$9,720	\$450 ⁰⁰	\$405 ⁰⁰
12x28	\$11,100	\$513 ⁸⁹	\$462 ⁵⁰
12x30	\$11,950	\$553 ²⁴	\$497 ⁹²
12x32	\$12,550	\$581 ⁰²	\$522 ⁹²
12x36	\$13,470	\$623 ⁶¹	\$561 ²⁵
12x40	\$14,950	\$692 ¹³	\$622 ⁹²
14x24	\$12,670	\$586 ⁵⁷	\$527 ⁹²
14x28	\$14,250	\$659 ⁷²	\$593 ⁷⁵
14x32	\$15,300	\$708 ³³	\$637 ⁵⁰
14x36	\$18,050	\$835 ⁶⁵	\$752 ⁹⁸
14x40	\$19,400	\$898 ¹⁵	\$808 ³³




FLOORING OPTIONS

YOU CHOOSE:
5/8" T&G UNTREATED PLYWOOD FLOORING
OR 5/8" T&G ENGINEERED PANELS FLOORING
(SAME PRICE)



5/8" TONGUE & GROOVE
UNTREATED PLYWOOD



5/8" TONGUE & GROOVE
ENGINEERED PANELS

UPGRADE: 3/4" FLOORING (SEE OPTIONS TABLE FOR PRICING)



ANIMAL SHELTERS



WALL HEIGHT IS 8'
TREATED OR PAINTED ONE COLOR

ANIMAL SHELTER FEATURES

- Comes standard with 8ft tall walls.
- Standard one stall per 20 feet of length or less (not counting tack room), unless specifically ordered differently.
- Additional stalls (includes opening and divider) can be added for \$485 per stall (optional).

TACK ROOM

- \$130/foot of length (minimum of 4ft). (Tack Room starts on an outside end wall. Add \$485 to start on an inside divider wall.)
- 3ft Wooden Barn door on all tack rooms. Upgrade to 4ft Wooden Barn door for \$30 (where applicable).

Buildings will be set directly on ground with no blocking. Ground must be suitable for application prior to delivery.

ANIMAL SHELTER SECURITY DEPOSITS*

- \$200: 8ft & 10ft wide buildings
- \$600: 12ft wide buildings
- \$1,000: 14ft wide buildings
- \$2,000: 16ft wide buildings

SIZE	CASH PRICE*	RENT TO OWN (36 MO)	RENT TO OWN (48 MO)**
8x12	\$4,150	\$192 ¹³	\$172 ⁹²
8x16	\$5,400	\$250 ⁰⁰	\$225 ⁰⁰
10x10	\$4,800	\$222 ²²	\$200 ⁰⁰
10x12	\$5,070	\$234 ⁷²	\$211 ²⁵
10x14	\$5,820	\$269 ⁴⁴	\$242 ⁵⁰
10x16	\$6,100	\$282 ⁴¹	\$254 ¹⁷
10x20	\$7,500	\$347 ²²	\$312 ⁵⁰
12x16	\$7,600	\$351 ⁸⁵	\$316 ⁶⁷
12x20	\$8,520	\$394 ⁴⁴	\$355 ⁰⁰
12x24	\$9,720	\$450 ⁰⁰	\$405 ⁰⁰
12x28	\$11,100	\$513 ⁸⁹	\$462 ⁵⁰
12x30	\$11,950	\$553 ²⁴	\$497 ⁹²
12x32	\$12,550	\$581 ⁰²	\$522 ⁹²
12x36	\$13,470	\$623 ⁶¹	\$561 ²⁵
12x40	\$14,950	\$692 ¹³	\$622 ⁹²
14x24	\$12,670	\$586 ⁵⁷	\$527 ⁹²
14x28	\$14,250	\$659 ⁷²	\$593 ⁷⁵
14x32	\$15,300	\$708 ³³	\$637 ⁵⁰
14x36	\$18,050	\$835 ⁶⁵	\$752 ⁹⁸
14x40	\$19,400	\$898 ¹⁵	\$808 ³³
▶16x24	\$15,100	\$699 ⁰⁷	\$629 ¹⁷
▶16x28	\$17,000	\$787 ⁰⁴	\$708 ³³
▶16x32	\$18,200	\$842 ⁵⁹	\$758 ³³
▶16x36	\$21,600	\$1,000 ⁰⁰	\$900 ⁰⁰
▶16x40	\$23,200	\$1,074 ⁰⁷	\$966 ⁶⁷

▶ 16ft wide buildings not available in all areas.

SIDING OPTIONS

T1-11
PRESSURE
TREATED



NO ADDITIONAL CHARGE

FIR



NO ADDITIONAL CHARGE

LP SMART
PANEL



NO ADDITIONAL CHARGE

OPTIONS & ADD-ONS

WINDOW OPTIONS

W1	24" x 27" LOFT WINDOW (IN LOFT ONLY; DOES NOT FIT ABOVE GARAGES)	\$140
W2S	2'x3' SINGLE PANE WINDOW	\$140
W2D	2'x3' DOUBLE PANE WINDOW	\$240
W3S	3'x3' SINGLE PANE WINDOW	\$160
W3D	3'x3' DOUBLE PANE WINDOW	\$310
W4	SHUTTER TRIM	\$60 PER WINDOW
W5	10" x 35" WINDOW (FITS 4' SINGLE BARN DOOR)	\$125
W6	10" x 29" WINDOW (FITS DOUBLE BARN DOOR)	\$105

DOOR OPTIONS

D1	SINGLE 3' WOODEN BARN DOOR	\$110
D2	SINGLE 3' WOODEN BARN DOOR WITH WINDOW	\$215
D3	SINGLE 4' WOODEN BARN DOOR	\$140
D4	SINGLE 4' WOODEN BARN DOOR WITH WINDOW	\$260
D5	DOUBLE WOODEN BARN DOORS	\$220
D6	DOUBLE WOODEN BARN DOORS WITH WINDOWS	\$430
D7	HOUSE - STYLE DOOR, NO WINDOW (OPENS IN & TO THE RIGHT ONLY)	\$475
D8	HOUSE - STYLE DOOR, 9 LITE WINDOW (OPENS IN & TO THE RIGHT ONLY)	\$615
D9	OPENING LOFT DOOR (LOFTED BARNS ONLY)	\$90
D10	9'x7' GARAGE DOOR (WALL MUST BE AT LEAST 12' WIDE x 8' TALL) (12" ON CENTER FLOOR JOISTS INCLUDED)	\$1,085
D11	8'x7' GARAGE DOOR (WALL MUST BE AT LEAST 10' WIDE x 8' TALL) (12" ON CENTER FLOOR JOISTS INCLUDED)	\$1,070

FLOORING OPTIONS

ADDITIONAL SKIDS (EACH)	\$6/ft
3/4" FLOORING (PRICED PER SQUARE FOOT)	\$0.75/sq ft
2x6 FLOOR JOISTS (STANDARD ON 14' & 16' WIDE BUILDINGS)	\$0.55/sq ft
12" ON CENTER FLOOR JOISTS (STANDARD ON GARAGES)	\$0.55/sq ft

PAINT & URETHANE OPTIONS

PAINT (ONE STANDARD COLOR)	FREE
PAINTED BUILDING TRIM (SECOND COLOR / PAINT ONLY)	\$70
EACH ADDITIONAL COLOR (INCLUDES DOORS - PAINT OR URETHANE TRIM ON DOORS & SHUTTERS - PAINT ONLY)	\$70
UPGRADE TO URETHANE OR CUSTOM PAINT COLOR (8' & 10' WIDE BUILDINGS)	ADD \$140
UPGRADE TO URETHANE OR CUSTOM PAINT COLOR (12', 14' & 16' WIDE BUILDINGS)	ADD \$275

OTHER OPTIONS

P1	HOUSE WRAP VAPOR BARRIER (ON WALLS ONLY)	\$1.75/sq ft
P2	TAR PAPER (UNDER ROOFING ONLY, RECOMMENDED FOR SHINGLE ROOFS)	\$1.75/sq ft
H1	7' TALL WALLS (81" INSIDE) (LOFTED & UTILITIES)	\$175
H2	8' TALL WALLS (92" INSIDE) (UTILITIES)	\$175
I1	WORKBENCH (PRICED PER FOOT OF WIDTH)	\$17/ft
I2	SHELVES (3 TIER) (PRICED PER FOOT OF WIDTH)	\$17/ft
I3	LOFT (PRICED PER FOOT OF DEPTH)	\$28/ft
E1	EXTRA PORCH POST	\$50/each
E2	PORCH RAILING	\$17/ft
E3	6" FRONT & BACK ROOF OVERHANG (GABLE END WALLS)	\$345
E4	7/12 PITCH (6' & 7' WALLS ONLY) (UTILITY ONLY) (8', 10' & 12' WIDE ONLY)	\$345
F1	16" ON CENTER TRUSSES (PAINTED ONLY)	\$0.40/sq ft
F2	16" ON CENTER STUDS & TRUSSES (TREATED ONLY)	\$1/sq ft
	SPECIAL ORDER METAL ROOF COLOR	\$75
	SNOW LOAD 60 PSF (STANDARD ON LOFTED BARNS)	\$1.50/sq ft
	SNOW LOAD 140 PSF	\$3.50/sq ft

- *Prices shown include 3% discount offered for purchases made with cash or check. Credit card purchases are not eligible for the discounted price and will be priced 3% higher.
- One color paint/water sealer included in above price. Urethane and additional colors are extra (excluding Build On Site).
- 12ft wide and over buildings are measured across the eaves due to DOT regulations (all others are measured from outside corners).
- **Not available at all locations. See dealer for details.
- All 8ft wide buildings come with a single door (excluding packages).
- All 10ft, 12ft, 14ft & 16ft wide buildings come with double doors (excluding packages).
- Available RTO terms may change by location. See your local dealer for details.
- Add package price to Lofted or Utility Style Buildings only. For package deals, some options may be removed but no credit given on price.

Old Hickory Sheds, LLC and its associates are not responsible for permits, snow/wind load requirements, covenant searches, restrictions, setbacks, yard damage, or underground damage. In very rare cases, underground footers may be required by local building codes. Old Hickory Sheds does not offer digging or footer services and these are not included in free set up, however we can work with customer or contractor when required for an additional cost. Please contact your local Building Inspector and/or Homeowner's Association for information on requirements and restrictions. It is the customer's responsibility to decide if ground conditions are unsuitable for delivery. Old Hickory has the right to refuse any sale prior to the time when it is accepted and approved by Old Hickory's corporate office and the building is set up at customer's location.

ALL PRICES SUBJECT TO CHANGE.

2.22.22 (OHS_PG_EAST-6375) Old Hickory Sheds, LLC ©Copyright 2022 | All rights reserved.

RENT TO OWN

SECURITY DEPOSITS*

- \$100:** 8ft & 10ft wide buildings
- \$300:** 12ft wide buildings
- \$1,000:** 14ft wide buildings
- \$1,500:** 16ft wide buildings

*Excludes Animal Shelters & Build on Site.

DELIVERY & SETUP

- **Free delivery and easy setup within 30 miles.**
- **Please consult your local dealer for the most up-to-date delivery lead times.**
- **No site preparation necessary if site is no more than 3 feet out of level.**
- **Customer has the responsibility to decide if ground conditions are unsuitable for delivery. We are not responsible for yard damage.**
- **Site must be accessible by truck and trailer.**

Drivers can supply blocks for \$3.50 each. Free Delivery covers one trip up to 30 miles one way. Trips over 30 miles are subject to a \$3/mile (8ft & 10ft wide), \$3.50/mile (12ft wide), \$4.50/mile (14ft & 16ft wide) charge one way. Free setup includes leveling the building, starting with one corner at ground level and raising it up to a maximum of 3 feet. If leveling requires 1 foot or less, pressure treated wood may be used. Otherwise, customer may supply concrete blocks which are placed on top of the ground, or we can supply concrete blocks for \$3.50 each.

In very rare cases, underground footers may be required by local building codes. Old Hickory Sheds does not offer digging or footer services and these are not included in free set up, however we can work with customer or contractor when required for an additional cost.

Please contact your local Building Inspector and/or Homeowner's Association for information on requirements and restrictions. The customer will be responsible for the mileage charge as well as the cost of any additional trips.



EAST

v003